


Access to Revision Guide – How to use the resources

Step 1: Search www.stgeorgesblackpool.com via your preferred internet browser.



[All](#) [Videos](#) [News](#) [Images](#) [Maps](#) [More ▾](#) [Search tools](#)

About 2,190 results (0.47 seconds)


St. George's School

stgeorgesblackpool.com/ ▾
publiccalendar@stgeorgesblackpool.co.uk. Your browser does not appear to support JavaScript, but this page needs to use JavaScript to display correctly.
You visited this page on 07/03/16.

Contact Us Contact Us. Home; Contact Us. Contact Form. St George's ...	Gallery Gallery. Chaplaincy. See images ». New York Visit 2015. See ...
Staff Vacancies Staff Vacancies ... Click here to download: Teaching Staff ...	School St. George's is a school determined to bring ...
Holiday Dates 2014-2015 Click to view Holiday Dates... Holiday Dates 2014-2015 ...	portal-footer portal-footer - portal-footer. Related Posts. Hobsons 2. Permalink ...
Ofsted report Ofsted Report 2015 - Please Click Here Ofsted Report 2011 ...	EMERGE – Parent Portal St George's Emerge Parent Portal - Xpressions Your child's ...
Install Guide – School Portal Portal Guide - Windows Portal Guide - Mac ... Install Guide ...	New School Timings New School Timings. Home - School; New School ... Timings ...

[More results from stgeorgesblackpool.com »](#)

St George's School, Blackpool



St. George's School is a Church of England secondary school with academy status in Marton, Blackpool, Lancashire, England with a mixed intake of both boys and girls aged 11–16. It is located on Cherry Tree Road. [Wikipedia](#)

Headquarters: [Blackpool](#)

Feedback

Step 2 : Use the slide bar at the right hand side to scroll down to **REVISION GUIDE 2016** and click on the icon.

Headline News

OUTSTANDING TEAM SG - SIAMS



St George's has received an **OUTSTANDING** grade in all areas for its recent SIAMS. (Statutory Inspection of Anglican & Methodist Schools).

This rigorous 2 day Inspection followed an OFSTED style format and went deep into the ethos of our Church School. It examines school context, distinctiveness & effectiveness of school. This report can be viewed in full

gsepod
education anywhere
NOW

Sun
Holiday Dates
2016 - 2017
DOWNLOAD NOW

Alumni
St George's School
Revision Guide 2016
CLICK TO VIEW DOCUMENTS

EMERGE
PARENT PORTAL

Our Mission Statement

Believe, Achieve and Care

Believe - by Spiritual development/daily prayer
time/visual signs/bible reading/mentor and

Step 3 : Login using normal **STG PUPIL** login details



One account. All of Google.

Sign in with your Google Account

A sign-in form with a grey background. At the top center is a grey circular icon representing a person. Below it is a white text input field with the placeholder text "Enter your email". Underneath the input field is a blue button with the text "Next" in white. To the right of the button is a blue link that says "Need help?".

[Create account](#)

One Google Account for everything Google














Step 4 : Select the subject of your choice

My Drive > Revision Guide 2016

☰ AZ ⓘ ⚙

A REVISION GUIDE F...	A Revision Timetable...	Art and Design	Computer Science	Dance	English	Food Technology
French	Geography	Health and Social Ca...	History	ICT	Maths	Music
PE	RE	Resistant Materials	Science	SLT - REVISION	Spanish	

						
PDF Ask-for-paper.pdf	PDF Check-your-equipment...	PDF Check-your-phone.pdf	PDF Deep-Breaths.pdf	PDF Dont-let-others-stress-y...	PDF Get-there-early.pdf	PDF Have-a-good-breakfast...

			
PDF NEW-Revision-Timetable...	PDF Plan-essay-questions.p...	PDF Revision Poster.pdf	PDF Sip-water.pdf

Step 5 : Select a topic within your chosen folder (i.e) Geography

The image shows a grid of six document thumbnails from a Google Drive folder. Each thumbnail represents a different document related to Geography revision. The thumbnails contain text, bullet points, and some images. The documents are:

- 1. **Revision Week 7 Physical Paper**: Contains text and a small image of a person walking.
- 2. **Revision Paper...**: Contains text and a small image of a person walking.
- 3. **What you should know about the world's major rivers**: Contains a list of bullet points.
- 4. **What you should know about the world's major cities**: Contains a list of bullet points.
- 5. **Changing Urban Environments**: Contains text and a list of bullet points.
- 6. **Revision Week 7 Physical Paper**: Contains text and a small image of a person walking.

A Summary of Revision...

Geography Department...

Geography GCSE Ice on...

Geography GCSE Restle...

Geography GCSE Urban...

Geography GCSE Water...

Step 6 : Please read the section (Cues) and revise it. There is then a sample question based on past papers for you to practice with.

Ice1: How far ice reached in the N. Hemisphere during the last ice age (Pleistocene).

The Pleistocene Ice Age commenced around 2 million years ago and glacial ice disappeared from the UK landscape around 10,000 years ago.

The extent of the ice at its maximum extended down towards East Anglia and the Kent coast. Whilst there the ice carved out glacial scenery in Places such as the Lake District and Snowdonia. The glacial ice also transported material as far south as Kent.



Map Key:

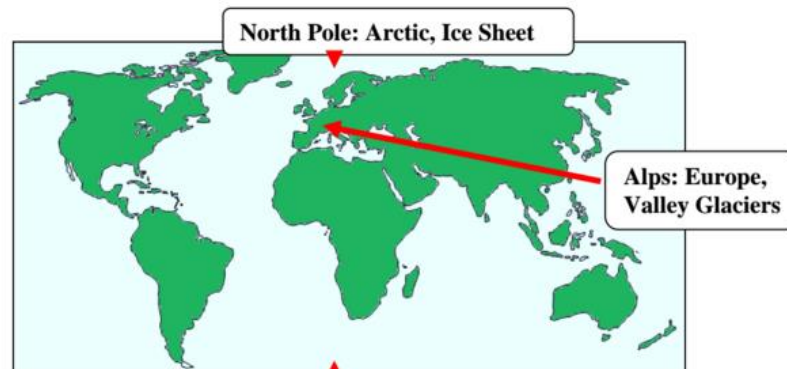
1. Lake District/2. Snowdonia/3. East Anglia/4. Kent

Practise Questions...

1. When did the last Ice Age end? (1 mark)
2. What was the name of the last Ice Age? (1 mark)

Ice2: The present extent of ice cover and current changes in ice cover.

Today there are ice sheets covering the North & South Poles. In Europe valet glaciers can still be found in areas of high altitude such as the Alps where temperatures are still cooler. Ice cover has decreased globally due to increases in the average global temperature (See Ice4).



Best revision technique.

Low level (least effective) = simply reading revision guides and exercise books

Medium Level (More effective) = copying notes as you read

High Level (Highly effective) = read, modify and write out. E.g. turn a paragraph into a spider diagram or a table into bullet points.

Good Luck and Keep Revising !